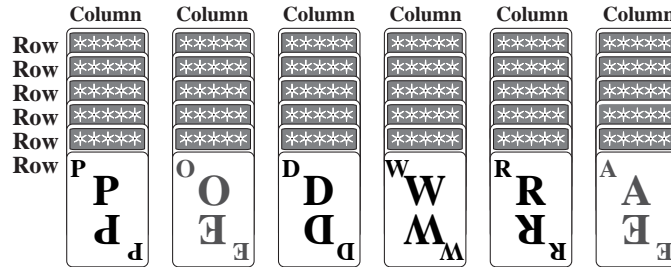


# 6x6

1 player

**Start the game.** Deal out a row of 6 cards to create 6 columns. Continue dealing out rows of cards until you have 6 columns with 6 rows. The first 5 rows are dealt face down and the last row is face up. The rest of the deck is not used.




**Make a word.** Using the 6 cards, make a word and then remove the letters in that word from the columns. Flip over the cards that were under the letters in that word and create a new word with the 6 letters showing. Continue making words and removing the cards. Words can be from 2 to 6 letters long.

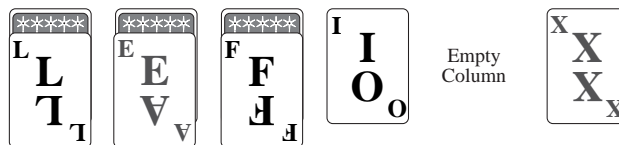
**Vowel cards.** You can only use the vowel in the upper left hand corner. If you wish to make the game easier you may use either vowel.

**Filling empty columns.** As you remove cards eventually you will have a column or columns with no cards. You can fill empty columns with cards that are free in other columns. For a card to be free it must not have been flipped yet to reveal the letter. Only 1 card from a free column may be moved to an empty column. The next card in that free column must be flipped and remain in that column. Yes, on your next turn you can use that column again if it becomes free.

### EXAMPLE



A 3 letter word has been played leaving 2 empty columns and 1 free column.



The top card from the free column is placed in 1 of the empty columns and the next card is flipped.

**Winning:** To win you must play all the cards and have no cards left.