

A Little Something About The Silly Game

I love to create games. One day, my then two very young daughters said, "Why don't you make a game we can play?" So, I thought it'd be fun to create a game together that we could all play. I gave them different coins for their playing pieces and found a standard six-sided die to get us started. One of my daughters wanted to use a doll shoe for her playing piece instead, and then my other daughter decided that she had to find something to be her game piece. We started with a bunch of circles on the board for spaces and then linked them together with a single line that made a big loop. Written in each circle was something that a player had to do when they landed on it. The game didn't have much color with just the circles with words in them, so I got some crayons and they added some color to the circles and the board, which they enjoyed doing and made the game a lot cooler looking. We had a lot of fun creating and playing the game that we called the silly game.

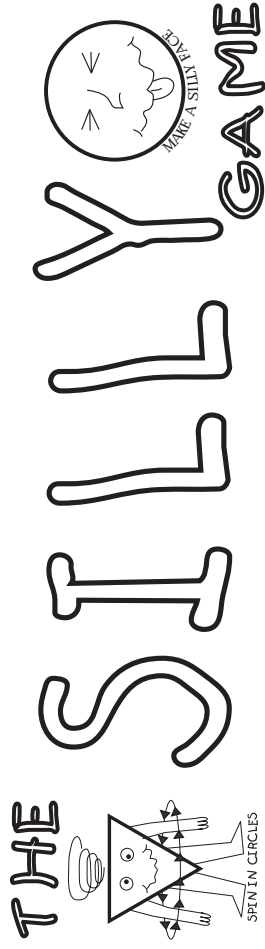
I made a small revision since the first game, but the idea behind the game is still there. There are four categories designated by four shapes. Circle-make a face, Square-make a sound or noise, Triangle-do an activity, and Star-make believe you are something. You move your game piece around the board and do what the spaces say to score that shape. There's a picture in each of the shapes that goes along with the activity. The first player to score one of each of the four shapes or three of the same shape wins the game.

What Is Needed To Play The Game

The three pages inside this booklet to make the game board, one standard six-sided die, playing pieces to mark where on the board a player is, pencil and paper to keep score, and crayons to color in the game (optional). Players select something to be their playing piece. You may use anything that you want, to be your playing piece, as long as it fits on the spaces. Some suggestions: a doll's shoe, little green army man, a sparkly ring, a matchbox car, a knight from a chess set, etc.

Let's Get Started

- 1) Place the three pages that make up the board next to each other with the page that says "the silly game" in the middle. The ribbon that connects the spaces together should create a loop. You can tape the pages together if you want.
 - 2) Roll the die to choose who starts, and then players take turns placing their game piece on one of the twenty-four spaces on the board. This is just a starting point, you don't have to do what the space says yet, but if you really want to ... go for it. More than one game piece can be on the same space.
 - 3) Players take turns, on your turn roll the die, choose a direction to go following the ribbon between the game spaces, and then move your playing piece that many spaces in the direction you chose. You then do what the space says to do. Example: Make a Silly Face. After you do what the space says, add that shape to your name on the score sheet.
 - 4) The next player rolls the die, moves, and does her action. Play continues until someone wins.
 - 5) The first player to have at least one of each of the four shapes or three of the same on the score paper wins.
- These rules are just a guide and may be changed if you so desire.
Laugh, be silly, and have fun.

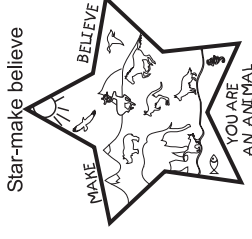


For 2 Or more players
A simple silly game that
encourages imaginative game play.
Personalize your game and color it in.

The Silly Game is a board game in which players move their game pieces around the game board and have to do activities depending on the space they land on. Each space is a picture that goes along with the activity. There are four categories designated by four symbols.



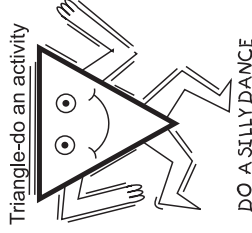
Square-make a sound



Star-make believe



Circle-make a face



Triangle-do an activity

YOU'RE A WINNER




Share the fun!

Go to tjgames.com to
print another silly game for free
Share and Enjoy

Comments and/or pics are very much appreciated.
email - silly@tjgames.com



tjgames.com





PAT YOUR HEAD



MAKE A SILLY FACE

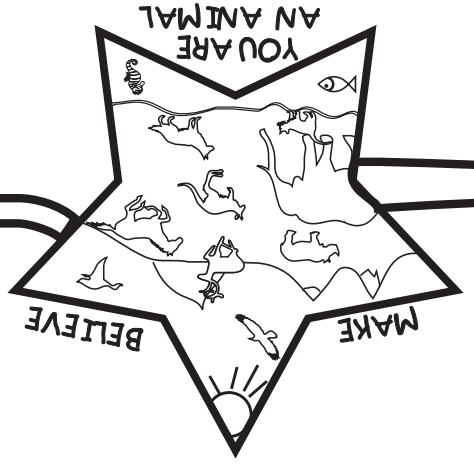


SING A SONG



MAKE BELIEVE

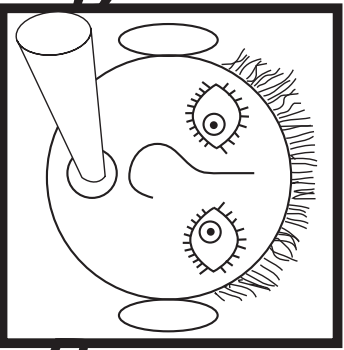
Once upon a time
there was a silly
game. That children
loved to play.
'The game made
the children so silly
' things




YOU ARE AN ANIMAL

MAKE BELIEVE


MAKE BELIEVE




MAKE A SILLY NOISE



MAKE A SAD FACE



HOP ON ONE FOOT




MAKE BELIEVE


MAKE BELIEVE

YOU ARE SOMETHING ON TV

MAKE A MONSTER SOUND



MAKE A SCARED FACE

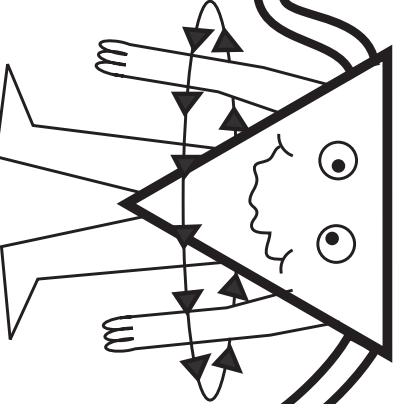


GAME

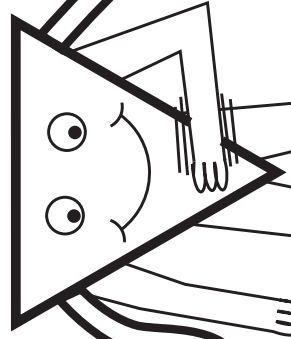
THE SILLY

tjgames.com 1996


SPIN IN CIRCLES



RUB YOUR TUMMY




MAKE A ZOO SOUND





MAKE A SLEEPY FACE






YOU ARE SOMETHING SCARY


JUMP UP AND DOWN



MAKE A HAPPY FACE



MAKE A FARM SOUND

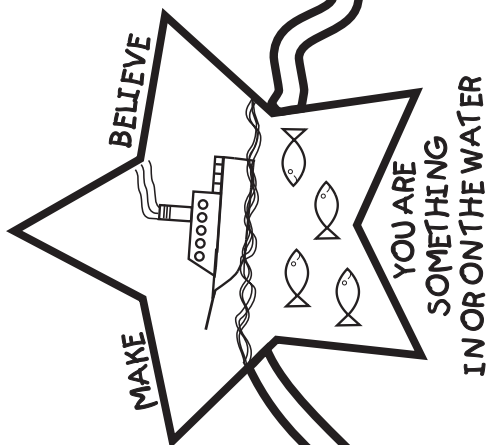



MAKE

BELIEVE

YOU ARE SOMETHING IN THE SKY


MAKE A CITY SOUND





BELIEVE

MAKE

YOU ARE SOMETHING IN OR ON THE WATER



MAKE A SERIOUS FACE



DO A SILLY DANCE